

TIMBER PANELLING

Imondi

Imbued with texture, history and heart. Rustic surfaces hold an authentic story ready to be woven into interiors of character and craftsmanship.



RESPONSIBILITY AND DISCLAIMER

Important Information - Read before specifying.

This Specification Sheet is provided as a general reference to assist architects, engineers and other building professionals. It has been developed based on the testing conducted by Forté on the Forte Timber Interior Panelling System and the knowledge and consideration of the current construction practises being followed in the industry. It is not an exhaustive specification.

The specifier (or other party responsible for the project) must:

- Verify that the Forte Timber Interior Panelling System is suitable for the intended use and site conditions.
- Ensure the final design complies with the New Zealand Building Code (NZBC) and all other applicable laws and standards.
- Complete any additional detailing required for aspects outside the scope of this guide. Advice on this is available from Forté.

Failure to comply with the above, or to use the most up-to-date technical literature, may compromise the Forte Timber Interior Panelling System performance, breach statutory obligations and void the Forté product warranty.

Responsibility for the design lies with the specifier or responsible party for the project to ensure the final design meets the requirements of the intended application and the New Zealand Building Code (NZBC).

Limitation of Liability

Except for the express terms of any written Forté warranty that cannot be excluded by law, Forté disclaims all warranties, conditions and liabilities (whether direct, indirect, consequential or otherwise) arising from the use of, or reliance on, this document. To the maximum extent permitted by law, Forté is not liable for loss, damage or injury whatsoever resulting from such use or reliance. Independent professional advice should be obtained for any design matters not expressly covered here.

OVERVIEW

Designated Building Product: Class 1

DECLARATION Forté has provided this declaration to satisfy the provisions of Schedule 1(d) of the Building (Building Product Information Requirements) Regulations 2022.

Relevant NZBC Clauses

CLAUSE B1 STRUCTURE B1.3.1, B1.3.2, B1.3.3(a,j,q), B1.3.4

CLAUSE B2 DURABILITY Performance Clauses B2.3.1(c)

CLAUSE C3 FIRE AFFECTING AREAS BEYOND THE FIRE SOURCE C/AS2

CLAUSE F2 HAZARDOUS BUILDING MATERIALS Performance Clauses F2.3.1

Product Use Limitations

Forté Interior Timber Panelling is a non-structural engineered panelling system for use internally as a decorative, non-structural wall or ceiling lining.

For more information on limitations of use, please refer to the [Forté Interior Timber Panelling PASS](#)

Compliance Statement

For more information, please refer to the [Forté Interior Timber Panelling PASS](#)

Warning or Ban (Building Act 2004 section 26)

Not applicable

Relevant Guides and Manuals

[Design & Installation Guide](#)

[All Resources](#)

Manufacturer & Importer

Innovate Group Limited
T/A Forté
3 Keith Place
Pukekohe, Auckland 2120
New Zealand

info@forte.co.nz

0508 35 66 77

www.forte.co.nz

NZBN: 9429037322212

SPECIFICATIONS

Construction

CONSTRUCTION	Multilayer Engineered
WEAR LAYER	4mm/6mm Solid European Oak
CORE	Plywood
JOINT PROFILE	Tongue and Groove (4 Sides)

Accreditations

SUSTAINABILITY	Sustainably Sourced
BPIR COMPLIANT	Yes

Characteristics

SURFACE TEXTURE	Heavily Sawn & Brushed
SURFACE FINISH TYPE	Prefinished UV Cured Oil
SURFACE SHEEN LEVEL	Matte

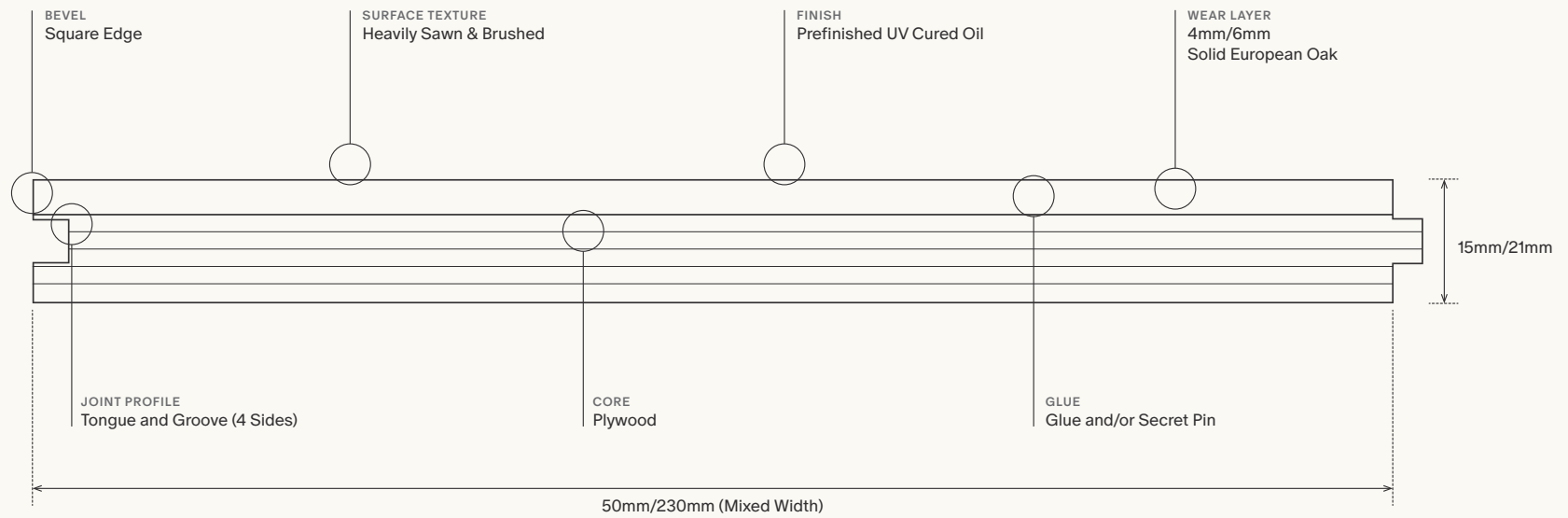
4mm Pack Information

PIECES PER PACK	4-5 Full Planks + 1-2 Split Planks
M2 PER UNIT	Mixed Per Pack
UNIT WEIGHT	10.07kg


6mm Pack Information

PIECES PER PACK	4-5 Full Planks + 1-2 Split Planks
M2 PER UNIT	Mixed Per Pack
UNIT WEIGHT	13.56kg

PROFILE



COLOURS



BROWNSTONE



WEATHERED



PINE RAW



OAK GREY



PRODUCT SPECIFICATIONS

COLOUR	FORMAT	GRADE	CODE	DIMENSIONS (MM)	WEAR LAYER SPECIES	COLOUR VARIATION	FILLER COLOUR
Brownstone	Plank	Rustic	IM-BSP	21/6 x 50-230 x 400-2200	European Oak	Pronounced	Brown
Weathered	Plank	Rustic	IM-WSP	15/4 x 95-135 x 400-2200	European Oak	Pronounced	Charcoal
Oak Grey	Plank	Rustic	IM-GSP	15/4 x 95-135 x 400-2200	European Oak	Pronounced	Grey
Pine Raw	Plank	Rustic	IM-PRSP	15/4 x 95-135 x 400-2200	European Oak	Pronounced	Grey

GRADE

Rustic

Rustic grade timber embraces the raw beauty of wood, featuring large knots, open cracks, and significant colour and grain variation. This grade captures the timber's natural essence, offering a more rugged texture and bold, organic aesthetic. Knots and cracks may be filled, creating a strong, character-driven look that brings depth and authenticity to any environment.



COLOUR VARIATION



Pronounced Colour Variation (Smoked and Reactive Stains)

Timber that is smoked or has been finished with a reactive stain display more pronounced colour variation. The stain interacts differently with the timber, often creating a more dramatic contrast between planks. Factors such as the hardness or softness of the timber can also cause it to absorb more or less stain, leading to darker or lighter planks. Additionally, the amount of time the stain is left on the wood can cause more significant colour variation between batches.

CARE & MAINTENANCE

LACQUER-FINISHED TIMBER PANELLING

DAILY CLEANING

Dusting

Use a microfiber cloth to gently dust the surface. This helps prevent the accumulation of dirt and grime.

Spot Cleaning

For minor smudges or fingerprints, lightly dampen the microfiber cloth with water and a small amount of mild dish soap. Wipe the affected area and immediately dry with a clean, dry cloth.

OCCASIONAL CLEANING

Deep Cleaning

For more stubborn stains or accumulated grime, use a solution of warm water and a few drops of mild dish soap. Dampen a microfiber cloth with the solution, wipe the surface, and then dry immediately with a clean cloth.

Avoid Harsh Chemicals

Do not use abrasive cleaners, ammonia-based products, or any cleaners that are not specifically designed for lacquer finishes, as they can damage the surface.

PRECAUTIONS

Avoid Excess Moisture

Never allow water to pool on the lacquered surface, as prolonged exposure can cause damage.

Test Cleaning Solutions

Always test any cleaning solution on a small, inconspicuous area before applying it to the entire surface to ensure it does not affect the finish.

CARE & MAINTENANCE

HARDWAX OIL-FINISHED TIMBER PANELLING

DAILY CLEANING

Dusting

Use a soft microfiber cloth to dust the surface regularly. This prevents the buildup of dirt and maintains the wood's natural appearance.

Light Cleaning

For minor spots or fingerprints, lightly dampen the cloth with a mixture of warm water and a small amount of mild dish soap. Wipe the area and dry immediately with a clean, dry cloth.

OCCASIONAL CLEANING

Deep Cleaning

For more stubborn stains, use a solution of warm water and a few drops of mild dish soap. Dampen a cloth with the solution, clean the area, and then dry immediately.

Maintenance Oil Application

Periodically apply a maintenance oil specifically designed for hardwax oil finishes to nourish the wood and maintain its protective layer.

PRECAUTIONS

Avoid Harsh Chemicals

Do not use abrasive cleaners or ammonia-based products, as they can strip the protective oil layer and damage the wood.

Regular Maintenance

Regularly apply maintenance oil to keep the wood hydrated and to maintain its protective layer.

CARE & MAINTENANCE

GENERAL CLEANING TIPS FOR BOTH FINISH TYPES

Use Appropriate Cleaning Tools

Always use soft, non-abrasive cloths or microfiber cloths to avoid scratching the surface.

Avoid Excessive Moisture

Never use soaking wet cloths; always ensure the cloth is damp, not wet, to prevent water damage.

Dry Immediately

After cleaning, always dry the surface immediately with a clean, dry cloth to prevent moisture absorption.

Regular Maintenance

Regular cleaning and maintenance will prolong the life of the timber panelling and keep it looking its best.

NOTE

For specific product recommendations or personalized cleaning programs, especially for commercial projects, please contact our aftercare team at support@forte.co.nz.

STRUCTURAL WARRANTY

Residential

Imondi 25 Year Residential Structural Warranty

The Imondi Collection comes with a full 25 year Residential Structural Warranty. For full warranty T&Cs, please visit www.forte.co.nz

Commercial

Imondi 10 Year Commercial Structural Warranty

The Imondi Collection comes with a full 10 year Commercial Structural Warranty. For full warranty T&Cs, please visit www.forte.co.nz

[W] FORTE.CO.NZ

[P] 0508 35 66 77

[E] INFO@FORTE.CO.NZ

Forté