

TIMBER FLOORING

# Loft

Inspired by iconic lofts and robust commercial spaces.  
Crafted to meet the demands of high-traffic areas with its  
durable and low maintenance finish.



# RESPONSIBILITY AND DISCLAIMER

---

## Important Information - Read before specifying.

This Specification Sheet is provided as a general reference to assist architects, engineers and other building professionals. It has been developed based on the testing conducted by Forté on the Forté Timber Overlay Flooring System and the knowledge and consideration of the current construction practises being followed in the industry. It is not an exhaustive specification.

The specifier (or other party responsible for the project) must:

- Verify that the Forté Timber Overlay Flooring System is suitable for the intended use and site conditions.
- Ensure the final design complies with the New Zealand Building Code (NZBC), CodeMark certificate and all other applicable laws and standards.
- Complete any additional detailing required for aspects outside the scope of this guide. Advice on this is available from Forté.

Failure to comply with the above, or to use the most up-to-date technical literature, may compromise the Timber Overlay Flooring System performance, breach statutory obligations and void the Forté product warranty.

Responsibility for the design lies with the specifier or responsible party for the project to ensure the final design meets the requirements of the intended application and the New Zealand Building Code (NZBC).

### Limitation of Liability

Except for the express terms of any written Forté warranty that cannot be excluded by law, Forté disclaims all warranties, conditions and liabilities (whether direct, indirect, consequential or otherwise) arising from the use of, or reliance on, this document. To the maximum extent permitted by law, Forté is not liable for loss, damage or injury whatsoever resulting from such use or reliance. Independent professional advice should be obtained for any design matters not expressly covered here.

---

# OVERVIEW

## Designated Building Product: Class 1

|                    |  |
|--------------------|--|
| <b>DECLARATION</b> | Forté has provided this declaration to satisfy the provisions of Schedule 1(d) of the Building (Building Product Information Requirements) Regulations 2022. |
|--------------------|--|

## Relevant NZBC Clauses

**CLAUSE B2 DURABILITY** Performance Clauses B2.3.1(c )

**CLAUSE C3 FIRE AFFECTING AREAS BEYOND THE FIRE SOURCE** Performance Clauses C3.4(b)

**CLAUSE D1 ACCESS ROUTES** Performance Clauses D1.3.3(d)

**CLAUSE E3 INTERNAL MOISTURE** Performance Clauses E3.3.3, E3.3.5, E3.3.6

**CLAUSE F2 HAZARDOUS BUILDING MATERIALS** Performance Clauses F2.3.1

## Product Use Limitations

The Forté Timber Overlay Flooring System as per the Installation Guide is designed for use as non-structural overlay flooring inside residential and commercial buildings.

For more information on limitations of use, please refer to 'Section 1. Scope of Use' in the Forte Timber Overlay Flooring System Design Guide.

## Compliance Statement

The Forté Timber Overlay Flooring System is prefinished timber overlay flooring supplied in planks of 12mm-21mm in thicknesses, 190mm-260mm in widths and 1830mm-2500mm in lengths, depending on the "Collection" type, and adhered to an appropriate structural floor substrate. For more information, please refer to our CodeMark Product Certificate and Timber Overlay Flooring System PASS Certificate.

## Warning or Ban (Building Act 2004 section 26)

Not applicable

## Relevant Guides and Manuals

[Design Guide](#)

[Installation Guide](#)

[Care and Maintenance Guide](#)

[All Resources](#)

## Manufacturer & Importer

Innovate Group Limited  
T/A Forté  
3 Keith Place  
Pukekohe, Auckland 2120  
New Zealand

info@forte.co.nz

0508 35 66 77

www.forte.co.nz

NZBN: 9429037322212

# SPECIFICATIONS

## Construction

|               |                        |
|---------------|------------------------|
| CONSTRUCTION  | Multilayer Engineered  |
| WEAR LAYER    | 2mm Solid European Oak |
| CORE          | Plywood                |
| JOINT PROFILE | Tongue & Groove        |
| RE-SANDS*     | 1                      |

\* Approximately 1mm removed per re-sand

## Characteristics

|                     |  |
|---------------------|--|
| SURFACE TEXTURE     | Extra Lightly Brushed                  |
| SURFACE FINISH TYPE | Prefinished UV Cured DuraMatte Lacquer |
| SURFACE SHEEN LEVEL | Extra Matte                            |

## Technical Specifications

|                                      |  |
|--------------------------------------|--|
| WEAR LAYER DENSITY                   | 670 - 790kg/m <sup>3</sup>   |
| REACTION TO FIRE                     | <b>Flooring</b><br>ZBC C/VM 2 Critical Radiant Flux<br>– Compliant Critical Flux 2.2kw/m <sup>2</sup> (or above)     |
|                                      | <b>Walls &amp; Ceilings ISO 9705</b><br>Group 3 / Class Dfl-s1<br>(Group 1 can be achieved with intumescent coating) |
| THERMAL CONDUCTIVITY / RESISTANCE    | 0.09 W/mk  |
| SLIP RATING                          | 42 SRV / 0.45 COF – P3 Classification X  |
| FORMALDEYHDE EMISSION AS/NZS 2098.11 | E0 (0.1mg/L)   |

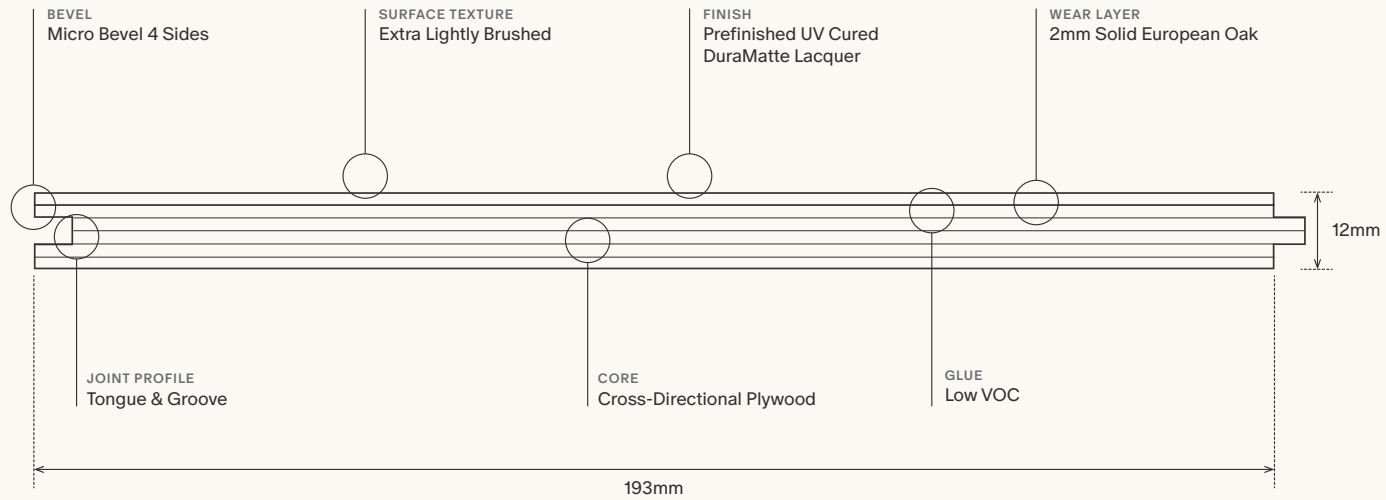
## Accreditations

|                    |                                  |
|--------------------|----------------------------------|
| SUSTAINABILITY     | Sustainably Sourced              |
| E3 APPROVED        | Yes                              |
| CODEMARK CERTIFIED | CodeMark Certification CMNZ70143 |
| BPIR COMPLIANT     | Yes                              |

# PACK INFORMATION

| FORMAT   | PIECES PER PACK                | % OF SHORTS | M2 PER UNIT        | UNIT WEIGHT |
|--|--------------------------------|-------------|--------------------|-------------|
| Plank  | 6 Full Planks + 2 Split Boards | Up to 25%   | 2.83m <sup>2</sup> | 24.5kg      |
| Stair Nosing – Standard Bull Nose, Flush & Premium | 1 x 1830mm Length              | –           | –                  | –           |
| Stair Nosing – Accessible                          | 1 x 1810mm Length              | –           | –                  | –           |

# PLANK PROFILE



# STAIR NOSING PROFILES


STANDARD NOSING – BULL NOSE



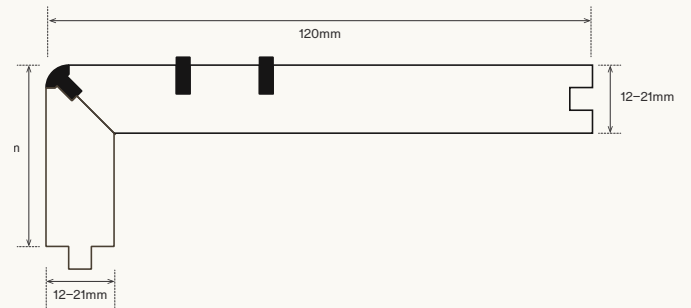
STANDARD NOSING – FLUSH



PREMIUM NOSING



ACCESSIBLE NOSING



# COLOURS



CLAREMONT



ASTORIA



STAMFORD



BRIGHTON



MANHATTAN



BROOKLYN



TRIBECA



HARLEM



SOHO

# PRODUCT SPECIFICATIONS

| COLOUR          | FORMAT                      | GRADE   | CODE      | DIMENSIONS (MM)        | WEAR LAYER SPECIES | COLOUR VARIATION | FILLER COLOUR |
|-----------------|-----------------------------|---------|-----------|------------------------|--------------------|------------------|---------------|
| <b>Astoria</b>  | Plank                       | Feature | LO-AFP    | 12/2 x 193 x 1830      | European Oak       | Moderate         | Charcoal      |
|                 | Standard Nosing – Bull Nose | Feature | SN-LOA-B  | 12/2 x 40 x 120 x 1830 | European Oak       | Moderate         | Charcoal      |
|                 | Standard Nosing – Flush     | Feature | SN-LOA-F  | 12/2 x 40 x 120 x 1830 | European Oak       | Moderate         | Charcoal      |
|                 | Premium Nosing              | Feature | SN-LOA-P  | 12/2 x 40 x 120 x 1830 | European Oak       | Moderate         | Charcoal      |
|                 | Accessible Nosing           | Feature | SN-LOA-A  | 12/2 x 40 x 120 x 1810 | European Oak       | Moderate         | Charcoal      |
| <b>Brighton</b> | Plank                       | Feature | LO-BTFP   | 12/2 x 193 x 1830      | European Oak       | Moderate         | Charcoal      |
|                 | Standard Nosing – Bull Nose | Feature | SN-LOBT-B | 12/2 x 40 x 120 x 1830 | European Oak       | Moderate         | Charcoal      |
|                 | Standard Nosing – Flush     | Feature | SN-LOBT-F | 12/2 x 40 x 120 x 1830 | European Oak       | Moderate         | Charcoal      |
|                 | Premium Nosing              | Feature | SN-LOBT-P | 12/2 x 40 x 120 x 1830 | European Oak       | Moderate         | Charcoal      |
|                 | Accessible Nosing           | Feature | SN-LOBT-A | 12/2 x 40 x 120 x 1810 | European Oak       | Moderate         | Charcoal      |
| <b>Brooklyn</b> | Plank                       | Feature | LO-BFP    | 12/2 x 193 x 1830      | European Oak       | Moderate         | Charcoal      |
|                 | Standard Nosing – Bull Nose | Feature | SN-LOB-B  | 12/2 x 40 x 120 x 1830 | European Oak       | Moderate         | Charcoal      |
|                 | Standard Nosing – Flush     | Feature | SN-LOB-F  | 12/2 x 40 x 120 x 1830 | European Oak       | Moderate         | Charcoal      |
|                 | Premium Nosing              | Feature | SN-LOB-P  | 12/2 x 40 x 120 x 1830 | European Oak       | Moderate         | Charcoal      |
|                 | Accessible Nosing           | Feature | SN-LOB-A  | 12/2 x 40 x 120 x 1810 | European Oak       | Moderate         | Charcoal      |

| COLOUR           | FORMAT                      | GRADE   | CODE     | DIMENSIONS (MM)        | WEAR LAYER SPECIES | COLOUR VARIATION | FILLER COLOUR |
|------------------|-----------------------------|---------|----------|------------------------|--------------------|------------------|---------------|
| <b>Claremont</b> | Plank                       | Feature | LO-CFP   | 12/2 x 193 x 1830      | European Oak       | Moderate         | Charcoal      |
|                  | Standard Nosing – Bull Nose | Feature | SN-LOC-B | 12/2 x 40 x 120 x 1830 | European Oak       | Moderate         | Charcoal      |
|                  | Standard Nosing – Flush     | Feature | SN-LOC-F | 12/2 x 40 x 120 x 1830 | European Oak       | Moderate         | Charcoal      |
|                  | Premium Nosing              | Feature | SN-LOC-P | 12/2 x 40 x 120 x 1830 | European Oak       | Moderate         | Charcoal      |
|                  | Accessible Nosing           | Feature | SN-LOC-A | 12/2 x 40 x 120 x 1810 | European Oak       | Moderate         | Charcoal      |
| <b>Harlem</b>    | Plank                       | Feature | LO-HFP   | 12/2 x 193 x 1830      | European Oak       | Moderate         | Charcoal      |
|                  | Standard Nosing – Bull Nose | Feature | SN-LOH-B | 12/2 x 40 x 120 x 1830 | European Oak       | Moderate         | Charcoal      |
|                  | Standard Nosing – Flush     | Feature | SN-LOH-F | 12/2 x 40 x 120 x 1830 | European Oak       | Moderate         | Charcoal      |
|                  | Premium Nosing              | Feature | SN-LOH-P | 12/2 x 40 x 120 x 1830 | European Oak       | Moderate         | Charcoal      |
|                  | Accessible Nosing           | Feature | SN-LOH-A | 12/2 x 40 x 120 x 1810 | European Oak       | Moderate         | Charcoal      |
| <b>Manhattan</b> | Plank                       | Feature | LO-MFP   | 12/2 x 193 x 1830      | European Oak       | Moderate         | Charcoal      |
|                  | Standard Nosing – Bull Nose | Feature | SN-LOM-B | 12/2 x 40 x 120 x 1830 | European Oak       | Moderate         | Charcoal      |
|                  | Standard Nosing – Flush     | Feature | SN-LOM-F | 12/2 x 40 x 120 x 1830 | European Oak       | Moderate         | Charcoal      |
|                  | Premium Nosing              | Feature | SN-LOM-P | 12/2 x 40 x 120 x 1830 | European Oak       | Moderate         | Charcoal      |
|                  | Accessible Nosing           | Feature | SN-LOM-A | 12/2 x 40 x 120 x 1810 | European Oak       | Moderate         | Charcoal      |

| COLOUR          | FORMAT                      | GRADE   | CODE      | DIMENSIONS (MM)        | WEAR LAYER SPECIES | COLOUR VARIATION | FILLER COLOUR |
|-----------------|-----------------------------|---------|-----------|------------------------|--------------------|------------------|---------------|
| <b>Soho</b>     | Plank                       | Feature | LO-SFP    | 12/2 x 193 x 1830      | European Oak       | Subtle           | Charcoal      |
|                 | Standard Nosing – Bull Nose | Feature | SN-LOSF-B | 12/2 x 40 x 120 x 1830 | European Oak       | Subtle           | Charcoal      |
|                 | Standard Nosing – Flush     | Feature | SN-LOSF-F | 12/2 x 40 x 120 x 1830 | European Oak       | Subtle           | Charcoal      |
|                 | Premium Nosing              | Feature | SN-LOSF-P | 12/2 x 40 x 120 x 1830 | European Oak       | Subtle           | Charcoal      |
|                 | Accessible Nosing           | Feature | SN-LOSF-A | 12/2 x 40 x 120 x 1810 | European Oak       | Subtle           | Charcoal      |
| <b>Stamford</b> | Plank                       | Feature | LO-SFFP   | 12/2 x 193 x 1830      | European Oak       | Moderate         | Charcoal      |
|                 | Standard Nosing – Bull Nose | Feature | SN-LOS-B  | 12/2 x 40 x 120 x 1830 | European Oak       | Moderate         | Charcoal      |
|                 | Standard Nosing – Flush     | Feature | SN-LOS-F  | 12/2 x 40 x 120 x 1830 | European Oak       | Moderate         | Charcoal      |
|                 | Premium Nosing              | Feature | SN-LOS-P  | 12/2 x 40 x 120 x 1830 | European Oak       | Moderate         | Charcoal      |
|                 | Accessible Nosing           | Feature | SN-LOS-A  | 12/2 x 40 x 120 x 1810 | European Oak       | Moderate         | Charcoal      |
| <b>Tribeca</b>  | Plank                       | Feature | LO-TFP    | 12/2 x 193 x 1830      | European Oak       | Moderate         | Charcoal      |
|                 | Standard Nosing – Bull Nose | Feature | SN-LOT-B  | 12/2 x 40 x 120 x 1830 | European Oak       | Moderate         | Charcoal      |
|                 | Standard Nosing – Flush     | Feature | SN-LOT-F  | 12/2 x 40 x 120 x 1830 | European Oak       | Moderate         | Charcoal      |
|                 | Premium Nosing              | Feature | SN-LOT-P  | 12/2 x 40 x 120 x 1830 | European Oak       | Moderate         | Charcoal      |
|                 | Accessible Nosing           | Feature | SN-LOT-A  | 12/2 x 40 x 120 x 1810 | European Oak       | Moderate         | Charcoal      |

# GRADE

## Feature

Feature grade timber offers a more expressive display of natural character. Larger knots, some visible cracks, and colour and grain variation bring a sense of warmth and texture to any space. This grade celebrates the timber's natural beauty, making it perfect for adding a statement of organic charm. Features like knots and cracks may be filled with coloured wood filler to create a balanced, polished appearance.



# COLOUR VARIATION



## Subtle Colour Variation (Darker Colours, Prime and Light Feature Planks)

Darker colours, as well as prime and light feature planks, tend to have less colour variation. This is because the darker stains tend to mask any natural variations, creating a more uniform look across the planks. Prime and light feature planks are generally cleaner, with fewer natural imperfections or markings, making them more consistent in colour once the stain is applied. As a result, the overall appearance presents minimal differences between planks.



## Moderate Colour Variation (Standard Natural Timber)

Natural timber products typically exhibit moderate colour variation, which is part of their charm and character. While there may be some variation between planks, it should not be excessive. Some timber products, depending on the colour, will naturally show more variation—particularly lighter or darker tones—but this is normal and enhances the timber's natural appeal.



## Pronounced Colour Variation (Smoked and Reactive Stains)

Timber that is smoked or has been finished with a reactive stain display more pronounced colour variation. The stain interacts differently with the timber, often creating a more dramatic contrast between planks. Factors such as the hardness or softness of the timber can also cause it to absorb more or less stain, leading to darker or lighter planks. Additionally, the amount of time the stain is left on the wood can cause more significant colour variation between batches.

# CARE & MAINTENANCE

## RESIDENTIAL FLOORING

---

### REGULAR CLEANING (WEEKLY)

Caring for your timber floor is a lot easier than you might think. In fact, simple cleaning is the main ingredient to keeping timber floors in tip-top shape.

- Clean the floor from sand, dust and other debris with a vacuum cleaner with a soft bristle head. To prevent damage to the lacquer finish of your floor, ensure the wheels of the vacuum are clean and freewheeling.
- Clean with a Bona® Spray Mop and microfiber pad using Bona® Wood Floor Cleaner solution. Mop along the length of the board. Wipe the surface using a microfiber mop until the floor is nearly dry. Alternatively, use a Kärcher FC5 Floor Cleaner.

#### We Recommend

- Sweeping, anti-static mopping and/or vacuuming the floor as often as possible.
  - Only using Bona® cleaning products. Other products may lead to inferior results or leave harmful residue.
  - Only using a dry to damp mop or cloth when cleaning. We do not recommend the use of wet or steam mops on timber flooring.
  - Avoiding over-wetting the floor. The floor should be dry in 2-3 minutes after cleaning.
  - Taking the microfiber pad off your mop and washing it regularly to ensure it can clean effectively.
- 

### RECOMMENDED MAINTENANCE SCHEDULE

#### Deep Cleaning Your Timber Floor (2-4 Years)

Deep cleaning your wood floors every 2-4 years is an important step to having floors that last a lifetime. It removes dirt, grime and scuff marks that regular cleaning may leave behind and is an effective way to keep your floor looking beautiful, even after a few years of wear. To keep your floors looking their best, we recommend that a deep clean is completed by a professional, using either a Bona® or Kärcher Wood Floor Scrubber

#### Coating Refurbishment (5-8 Years)

If your wood floor's protective coating is starting to show signs of wear, slight staining and light scratches, a light sand of the coating can effectively restore its original beauty. To be sure of the perfect result, we recommend you engage a professional to lightly sand the surface coating of your floors with a Bona® Diamond Abrasive Pad to remove light scratches or wear. The sanded surface should then be recoated with two coats of Bona® Traffic HD Extra Matte to give the floor a new layer of durable protection.

#### Sand And Recoat (7-10 Years)

If your wood floor is looking discoloured, deeply scratched or lifeless, it may be time for a full sand and recoat. To restore your floors to their former glory, we recommend you engage a professional to sand your floor back to bare wood. The sanded surface should be refinished in your desired colour and coated with a protective coating system.

---

# CARE & MAINTENANCE

## COMMERCIAL FLOORING

### CLEANING ROUTINES

For commercial spaces, we recommend developing a cleaning regime with an approved flooring maintenance specialist. An on-site consultation with the specialist should be arranged within 6 months of use to identify specific cleaning requirements.

#### Light Commercial (Low Foot Traffic)

Regularly - To be applied by the building cleaners

- Vacuum the entire timber floor with a soft bristle head (ensure the wheels of the vacuum are clean and freewheeling).
- Clean with a Bona Spray Mop using the microfiber pad and Bona Wood Floor Cleaner (regularly take off the microfiber pad and wash it to ensure it can clean effectively).  
6-Monthly (for the first 12 months) - Must be applied by an approved flooring maintenance specialist:
- Give floor a deep clean using a Bona Power Scrubber machine and specially formulated Bona Deep Clean Solution. Ensure there are no puddles on the floor and remove any residual liquid immediately with a mop. Annually (after 12 months):
- Repeat the above step once a year.

#### Heavy Commercial (High Foot Traffic)

Daily Routine - To be applied by the building cleaners

- Vacuum the entire timber floor with a soft bristle head (ensure the wheels of the vacuum are clean and freewheeling).
- Clean with a Bona Spray Mop using the microfiber pad and Bona Wood Floor Cleaner (regularly take off the microfiber pad and wash it to ensure it can clean effectively).

#### Quarterly (for the first 12 months) - Must be applied by an approved flooring maintenance specialist

- Give floor a deep clean using a Bona Power Scrubber machine and specially formulated Bona Deep Clean Solution. Ensure there are no puddles on the floor and remove any residual liquid immediately with a mop.

#### 6-Monthly (after 12 months)

Repeat the above step every 6 months.

### COATING REFURBISHMENT

If your wood floor's protective coating is starting to show signs of wear, slight staining and light scratches, a light sand of the coating can effectively restore its original beauty. To be sure of the perfect result, we recommend you engage a professional.

#### Light Commercial (Low Foot Traffic)

Lightly sand the surface coating of your floors with a Bona® Diamond Abrasive Pad yearly to remove scratches or wear. The sanded surface should then be recoated with two coats of Bona® Traffic HD Extra Matte to give the floor a new layer of durable protection.

#### Heavy Commercial (High Foot Traffic)

Lightly sand the surface coating of your floors with a Bona® Diamond Abrasive Pad yearly to remove scratches or wear. The sanded surface should then be recoated with two coats of Bona® Traffic HD Extra Matte to give the floor a new layer of durable protection.

#### Sand and Recoat

If your wood floor is looking discoloured, deeply scratched or lifeless, it may be time for a full sand and recoat. To restore your floors to their former glory, we recommend you engage a professional to sand your floor back to bare wood. The sanded surface should be refinished in your desired colour and coated with a protective coating system.

# CARE & MAINTENANCE

---

## CARE & MAINTENANCE GUIDE

Providing essential information on cleaning techniques, repair advice and protective measures, our Care & Maintenance Guide helps you maintain your timber's appearance and ensure long-term durability in all environments.



# WARRANTIES

---

## RESIDENTIAL STRUCTURAL WARRANTY

[Loft 25 Year Residential Structural Warranty](#)

---

## RESIDENTIAL FINISH WARRANTY

[Loft 7 Year Residential Finish Warranty](#)

---

## COMMERCIAL STRUCTURAL WARRANTY

[Loft 10 Year Commercial Structural Warranty](#)

---

[W] FORTE.CO.NZ

[P] 0508 35 66 77

[E] INFO@FORTE.CO.NZ

Forté