



## PLANK SPECIFICATION SHEET

Villa Collection Engineered T&G plank by Forté.  
18mm thick, 240mm wide, 2400mm length. Glue Down installation method onto substrate. Rough Sawn, rustic grade surface, pre-finished with UV Cured Matte Lacquer.

### PRODUCT DETAILS

Collection	Villa
Product Type	Engineered Plank
Availability	Stocked
Total Thickness	18mm
Width	240mm
Length	2400mm
% of Shorts	Up to 25%
Wear Layer	4mm Solid European Oak
Core	Meranti Plywood
Backing Layer	Meranti Veneer
Construction	Multi-layer Engineered
Re-sands	Up to 2 (approx. 1mm removed per re-sand)
Surface Texture	Rough Sawn & Brushed
Surface Sheen	Matte (8%)
Edge Style	Distressed and micro bevelled 4 sides (0.7mm)
Status	Pre-finished (no additional coats required)
Finish	UV Cured Matte Lacquer (7 coats)
Species	European Oak
Wood Grade	Rustic (refer page 2 for details)
Filler Colour	Dark

The Villa Collection is also available in matching stair nosings and herringbone.

### STRUCTURAL WARRANTY


10 Year Commercial	For terms and conditions see
25 Year Residential	<a href="http://www.forte.co.nz/warranties">www.forte.co.nz/warranties</a>




Cashmere




Limestone



Dune



Russet



Raven

### INSTALLATION

Installation Method	Glue down (Double Stick for Multi-level)
Suitable Substrates	Plywood, Particle Board, Concrete, existing timber - enquire for others
Joint Profile	Tongue and Groove (4 sides)
Suitable Applications	Flooring, Walls, Ceilings
Suitable Uses	Residential homes, hospitality, retail stores, restaurants, apartments
Underfloor Heating	• Hydronic Systems • Electric Systems set in screed (ensure screed suitable for UFH) - enquire for others
Wet Area Suitability	Contact the Forté team for information 0508 35 66 77

### TECHNICAL SPECIFICATIONS

Reaction to Fire (Floors)	Critical Flux 2.2kw/m <sup>2</sup>
Reaction to Fire (Walls and Ceilings)	Group 3 / Class Dfl-s1 (Group 1 can be achieved with intumescent coating)
Wear Layer Density	720kg/m <sup>3</sup>
Thermal Resistance	0.17 m <sup>2</sup> K/W
<u>Formaldehyde Emission</u>	
AS/NZS 2098.11	E0 (0.1mg/L) Low VOC, No added Formaldehyde

#### Slip Ratings

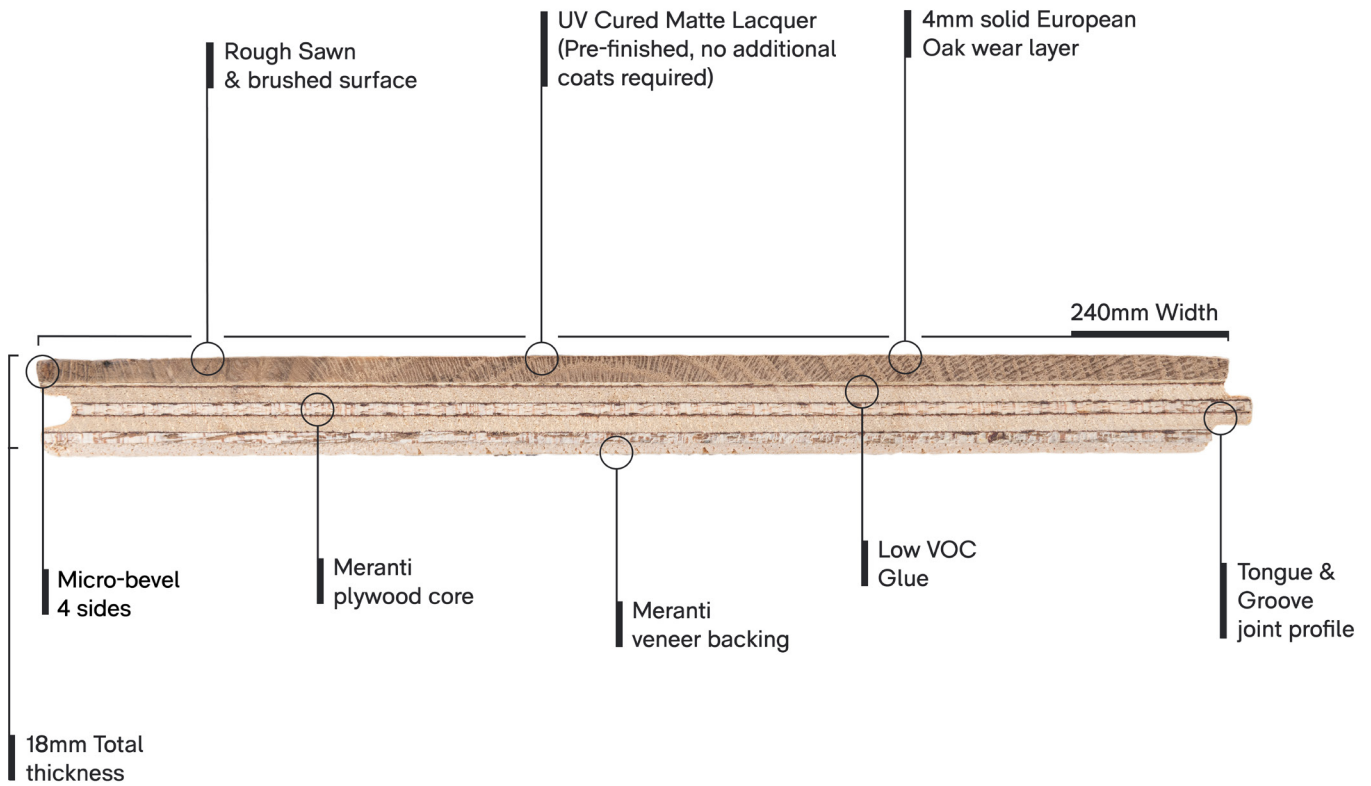
AS/NZS 4586 Wet Test	Classification F, Mean COF 0.70
AS/NZS 4586 Dry Test	Classification X, Pendulum Mean 40 BPN

### PACK INFORMATION

Pack Size	2.304m <sup>2</sup>
Pack Weight	27.80kg
Pieces per pack	3 full planks + 1 split plank

# Plank Profile

## VILLA PLANK



## VILLA – RUSTIC GRADE



A Villa rustic grade plank will typically contain unlimited natural colour variation. This grade allows for more frequent, larger knots and more sapwood should be expected throughout the planks. Cracks and checks will be present and are finished with a dark shade of filler.

# Care and Maintenance

## RESIDENTIAL AND COMMERCIAL CARE AND MAINTENANCE

---

Forté's Product Specialists have collated our care and maintenance recommendations to ensure your flooring looks like new for years to come. Residential and Commercial projects require different levels of care and maintenance. Visit [www.forte.co.nz/careandmaintenance](http://www.forte.co.nz/careandmaintenance)

# Structural Warranty

## VILLA 25 YEAR RESIDENTIAL STRUCTURAL WARRANTY

---

The Villa Collection comes with a full 25 year Residential Structural Warranty. For full warranty terms and conditions, please visit [www.forte.co.nz/warranties](http://www.forte.co.nz/warranties)

## VILLA 10 YEAR COMMERCIAL STRUCTURAL WARRANTY

---

The Villa Collection comes with a full 10 year Commercial Structural Warranty. For full warranty terms and conditions, please visit [www.forte.co.nz/warranties](http://www.forte.co.nz/warranties)

# Installation

## THE VILLA COLLECTION MUST BE INSTALLED BY A TRAINED PROFESSIONAL

---

Please ensure that you have read and understood the installation guidelines before proceeding to install Villa timber flooring. If you have any questions or concerns, please call the Forté technical team on 0508 35 66 77. Failure to adhere to the Forté Installation Guidelines may void your warranty.

For full installation guidelines, please visit [www.forte.co.nz/installation](http://www.forte.co.nz/installation)