

PLANK SPECIFICATION SHEET

Moda Collection Engineered T&G plank by Forté. 16mm thick, 190mm wide and 600-2100mm length. Glue down installation method onto substrate. Pre-finished with UV-cured polyurethane.

PRODUCT DETAILS

Collection	Moda
Product Type	Engineered Plank
Availability	Stocked
Total Thickness	16mm
Width	190mm
Length	600-2100mm
% of Shorts	Light Feature Colours Up to 33% Rustic Colours Up to 17%
Wear Layer	4mm Solid European Oak
Core	FSC® Marine Grade Birch Plywood
Construction	2-layer Engineered
Re-sands	Approximately 2-3 (approx. 1mm removed per re-sand)
Surface Texture	Lightly Brushed
Surface Sheen	Extra Matte
Bevel	0.5mm Micro-bevel 4 sides
Status	Pre-finished (no additional coats required)
Finish	SilkMatte (4 coats of UV-cured polyurethane)
Species	European Oak FSC®
Wood Grade	Light Feature (Mondello, Capri, Sorrento Light Feature) Rustic (Amalfi, Portofino, Verona, Sorrento Rustic, Tuscany, Isola, Dolcedo) refer to page 2 for details
Filler Colour	Dark
Crafted In	Europe

The Moda Collection is also available in: Herringbone Pattern, Chevron Pattern, Stair Nosings and Reducers


WARRANTY

5 Year Commercial	For terms and conditions see
25 Year Residential	www.forte.co.nz/warranties


SUSTAINABILITY

FSC® Certified

Images are colour representation only



Mondello



Capri




Amalfi



Portofino



Sorrento



Verona



Tuscany



Isola



Dolcedo

INSTALLATION

Installation Method	Glue down (Double Stick for Multi-level)
Suitable Substrates	Plywood, Particle Board, Concrete, existing timber - enquire for others
Joint Profile	Tongue and Groove
Suitable Applications	Flooring, Walls, Ceilings
Suitable Uses	Residential homes, hospitality, retail stores, restaurants, apartments
Underfloor Heating	• Hydronic Systems • Electric Systems set in screed (ensure screed suitable for UFH) - enquire for others
Wet Area Suitability	Contact the Forté team for information 0508 35 66 77

PACK INFORMATION

Pack Size	2.371m²
Pack Weight	27kg
Pack Dimensions	100mm H x 220mm W x 2145mm L
<u>Pieces per pack</u>	
Light Feature Grade	4 full length boards + 2 split boards
Rustic Grade	5 full length boards + 1 split board

RECOMMENDED CARE AND MAINTENANCE

Regular Cleaner	Moda Cleaner/Concentrate
Maintenance Cleaner	Moda Protective Wax
To Refresh Finish	Moda SilkMatte Refresher
Stain Remover	Moda Heavy Duty Spot Cleaner
For Minor Repairs	Moda Wax Filler & Moda Stain
For Comprehensive Repairs	Moda Professional Repair Kit

SEE PAGE 2 FOR TECHNICAL SPECS

TECHNICAL SPECIFICATIONS

Reaction to Fire (Floors)	Critical Flux 4.32kw/m ²
Reaction to Fire (Walls and Ceilings)	Group 3 / Class Dfl-s1
Thermal Resistance	0.104m ² K/W
Thermal Conductivity	0.154 W/(m.K)
Resistance to Chemicals	Class 5 (except blue ink)
Formaldehyde Emission (AS/NZS 2098.11)	E0 (0.03mg/L)
Wear Layer Density	700kg/m ³
<u>Slip Ratings</u>	
AS/NZS 4586 Dry Test	Classification F, Mean COF 0.75
AS/NZS 4586 Wet Test	Classification W, Pendulum Mean 46 SRV

Plank Profile

MODA – PLANK PROFILE



MODA – LIGHT FEATURE GRADE

A Moda light feature grade plank consists of small, less frequent features and characteristics throughout the plank, achieving a more clean, premium look.

Colour Variation	Natural wood variation permitted
Sapwood	Sapwood Non contrast up to 25% of plank width, contrast up to 5% of plank width
Sound Knots	Sound knots limited, up to 40mm
Drop Knots / Dead Knots	Drop Knots / Dead knots occasional, up to 20mm
Cracks / Checks	Cracks / Checks permitted up to 2mm wide
Bark Pocket	Bark Pocket permitted up to 5x50mm

MODA – RUSTIC GRADE

A Moda rustic grade plank consists of large natural features and characteristics throughout the plank. These frequent knots, cracks and features achieve a more rustic, natural look.

Colour Variation	Natural wood variation permitted
Sapwood	Non contrast up to 25% of plank width
Sound Knots	Not Limit (After filling)
Drop Knots / Dead Knots	Limited, up to 45 mm
Cracks / Checks	Up to 5mm wide
Bark Pocket	Up to 40mm

Care and Maintenance

RESIDENTIAL AND COMMERCIAL CARE AND MAINTENANCE

Forté's Product Specialists have collated our care and maintenance recommendations to ensure your flooring looks like new for years to come. Residential and Commercial projects require different levels of care and maintenance. Visit www.forte.co.nz/careandmaintenance

Warranty

MODA 25 YEAR RESIDENTIAL WARRANTY

The Moda Collection comes with a full 25 year Residential Warranty. For full warranty terms and conditions, please visit www.forte.co.nz/warranties

MODA 5 YEAR COMMERCIAL WARRANTY

The Moda Collection comes with a full 5 year Commercial Warranty. For full warranty terms and conditions, please visit www.forte.co.nz/warranties

Installation

THE MODA COLLECTION MUST BE INSTALLED BY A TRAINED PROFESSIONAL

Please ensure that you have read and understood the installation guidelines before proceeding to install Moda timber flooring. If you have any questions or concerns, please call the Forté technical team on 0508 35 66 77. Failure to adhere to the Forté Installation Guidelines may void your warranty.

For full installation guidelines, please visit www.forte.co.nz/installation